


**CITIZEN'S GUIDE TO LOCAL UNIT FINANCES - Monroe Charter Township (58-1120)**

**REVENUES**

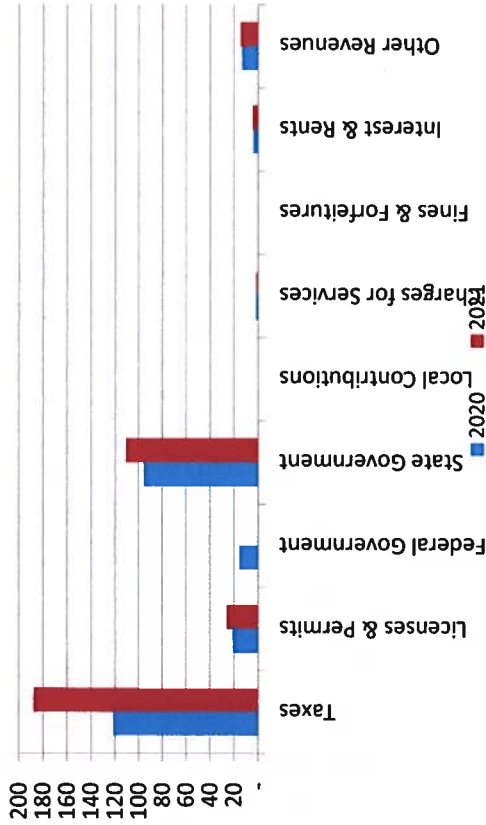
1. Where our money comes from (all governmental funds)



2. Compared to the prior year

	<u>2020</u>	<u>2021</u>	<u>% change</u>
Taxes	\$ 1,766,333	\$ 2,693,552	52.49%
Licenses & Permits	301,517	363,039	20.40%
Federal Government	223,163	1,721	-99.23%
State Government	1,389,159	1,584,338	14.05%
Local Contributions	-	-	N/A
Charges for Services	22,645	12,319	-45.60%
Fines & Forfeitures	260	298	14.62%
Interest & Rents	55,390	56,772	2.50%
Other Revenues	192,378	203,760	5.92%
<b>Total Revenues</b>	<b>\$ 3,950,845</b>	<b>\$ 4,915,799</b>	<b>24.42%</b>

3. Revenue sources per capita - compared to the prior year



4. Historical trends of individual sources



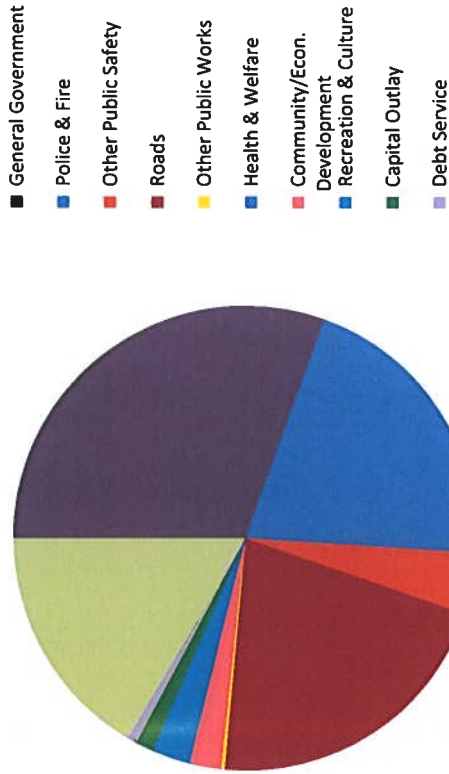
Commentary:

For more information on our unit's finances, contact Christina Smith at (734) 241-6574.

**CITIZEN'S GUIDE TO LOCAL UNIT FINANCES - Monroe Charter Township (58-1120)**

**EXPENDITURES**

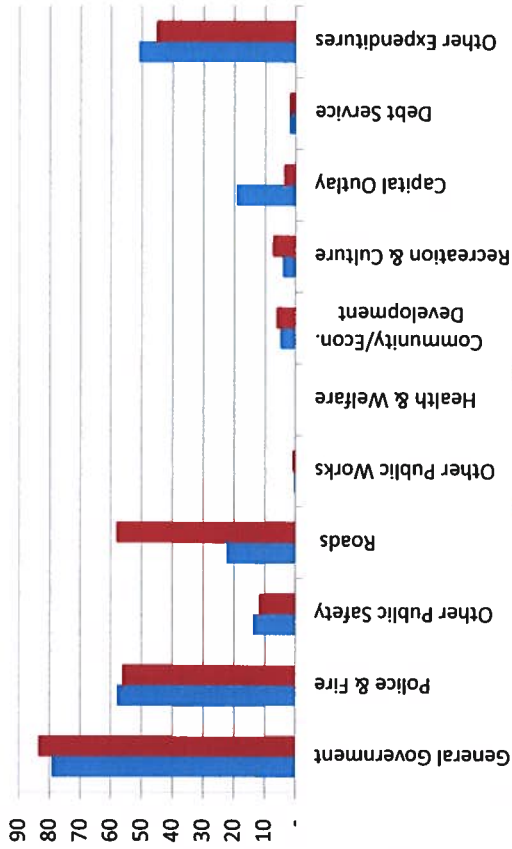
1. Where we spend our money (all governmental funds)



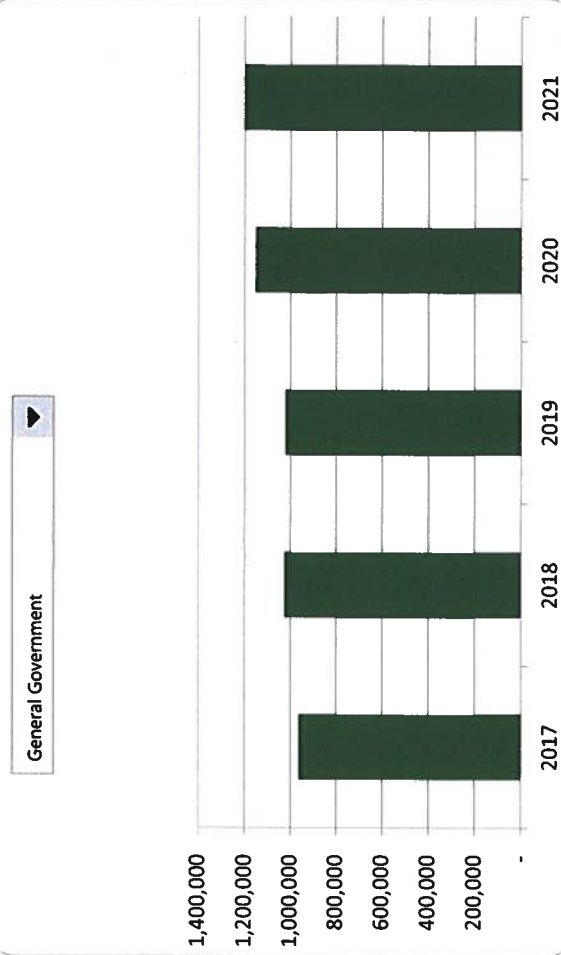
2. Compared to the prior year

	2020	2021	% change
General Government	\$ 1,151,548	\$ 1,200,209	4.23%
Police & Fire	840,291	805,977	-4.08%
Other Public Safety	200,950	169,053	-15.87%
Roads	325,637	832,488	155.65%
Other Public Works	6,537	10,270	57.11%
Health & Welfare	-	-	N/A
Community/Econ. Development	71,014	87,371	23.03%
Recreation & Culture	60,424	105,386	74.41%
Capital Outlay	279,955	50,340	-82.02%
Debt Service	27,175	26,225	-3.50%
Other Expenditures	741,213	649,106	-12.43%
<b>Total Expenditures</b>	<b>\$ 3,704,744</b>	<b>\$ 3,936,425</b>	<b>6.25%</b>

3. Spending per capita - compared to the prior year



4. Historical trends of individual departments:



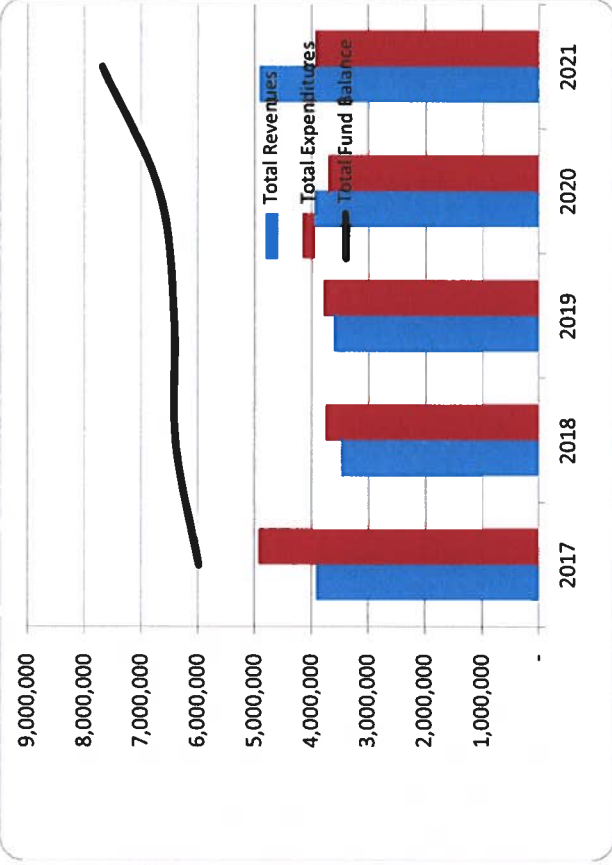
Commentary:

For more information on our unit's finances, contact Christina Smith at (734) 241-6574.

**CITIZEN'S GUIDE TO LOCAL UNIT FINANCES - Monroe Charter Township (58-1120)**

**FINANCIAL POSITION**

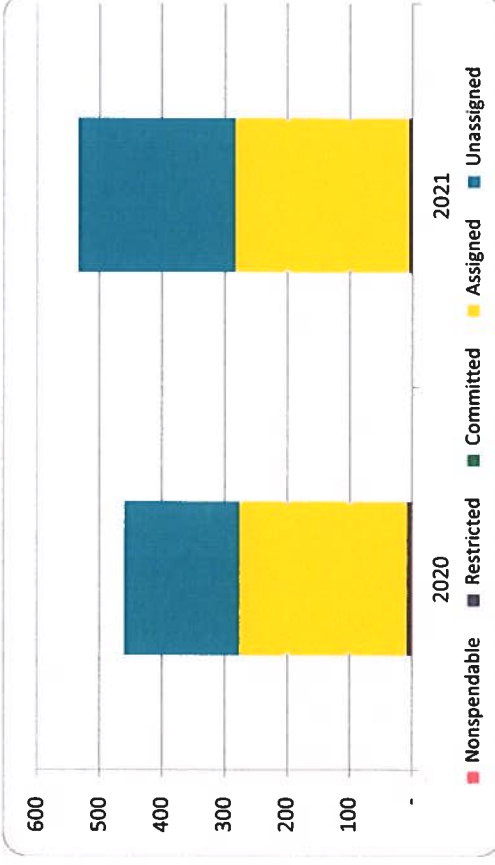
1. How have we managed our governmental fund resources (fund balance)?



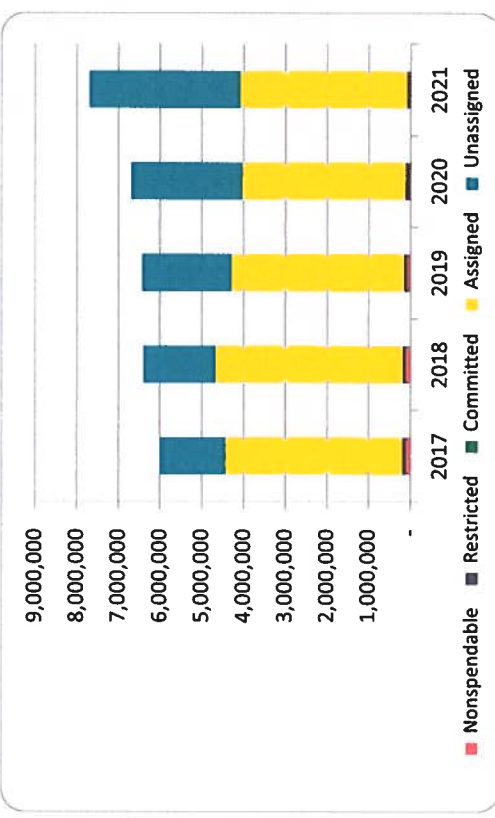
2. Compared to the prior year

	2020	2021	% change
Revenue	3,950,845	4,915,799	24.42%
Expenditures	3,704,744	3,936,425	6.25%
Surplus (shortfall)	246,101	979,374	297.96%
Fund balance, by component:			
Nonspendable	61,988	33,215	-46.42%
Restricted	56,024	48,326	-13.74%
Committed	-	-	N/A
Assigned	3,918,464	4,006,907	2.26%
Unassigned	2,645,244	3,596,682	35.97%
total fund balance	6,681,720	7,685,130	15.02%

3. Fund balance per capita - compared to the prior year



4. Historical trends of individual components



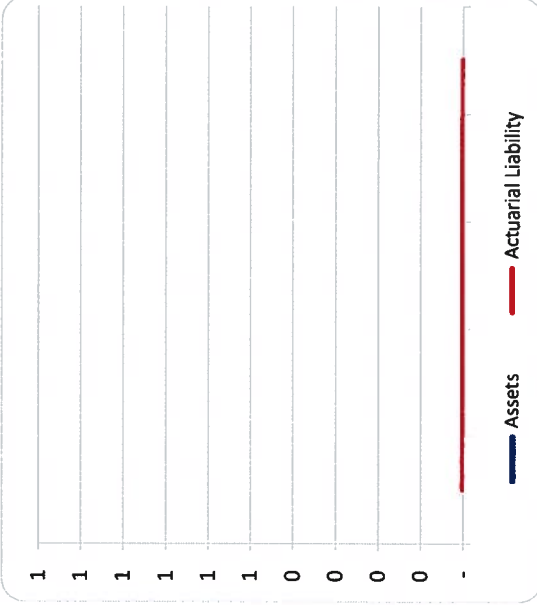
Commentary:

For more information on our unit's finances, contact Christina Smith at (734) 241-6574.

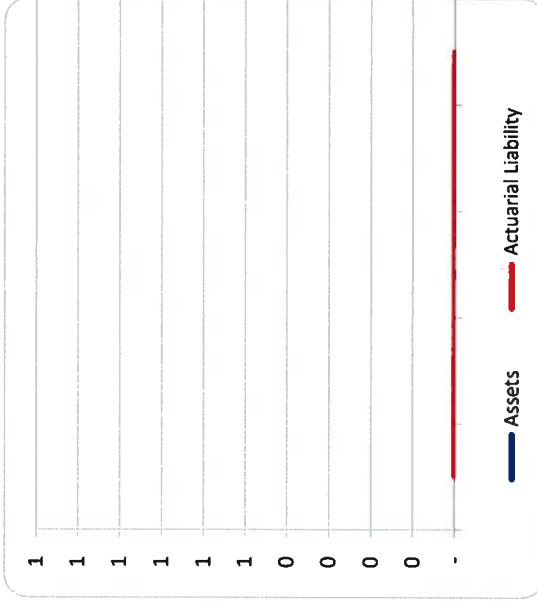
**CITIZEN'S GUIDE TO LOCAL UNIT FINANCES - Monroe Charter Township (58-1120)**

**OTHER LONG TERM OBLIGATIONS**


1. Pension funding status



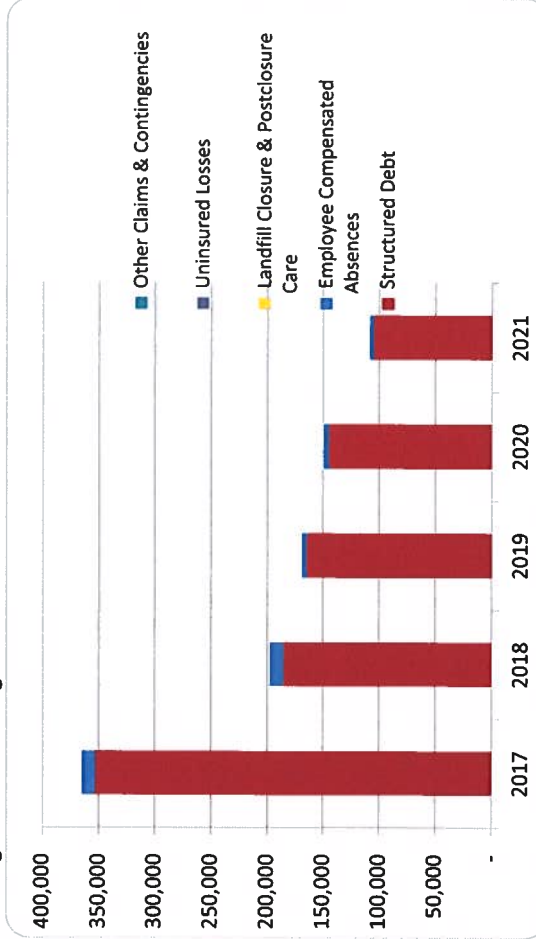
2. Retiree Health care funding status



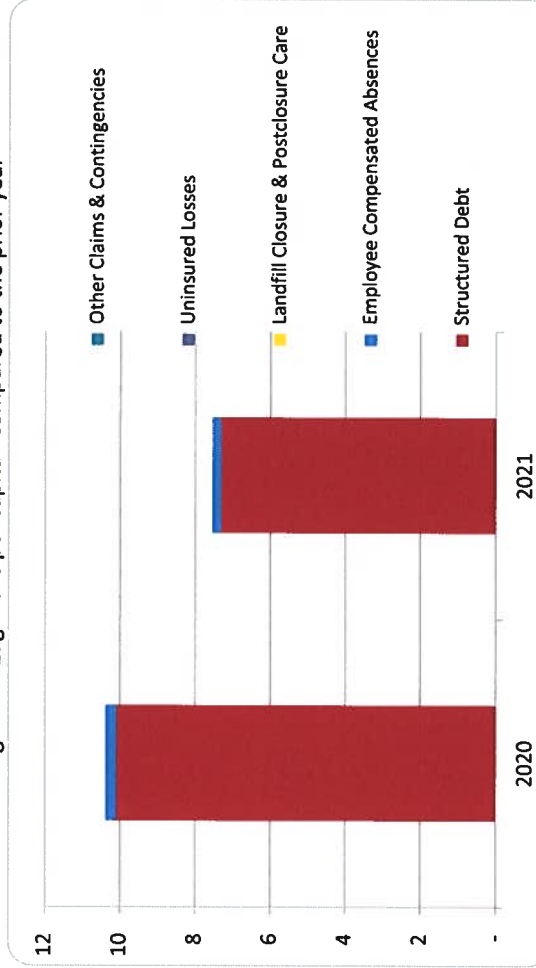
3. Percent funded - compared to the prior year



4. Long Term Debt obligations:



5. Debt & other long term obligations per capita - compared to the prior year



Commentary: Monroe Charter Township does not have any unfunded pensions or unfunded OPEB.

For more information on our unit's finances, contact Christina Smith at (734) 241-6574.