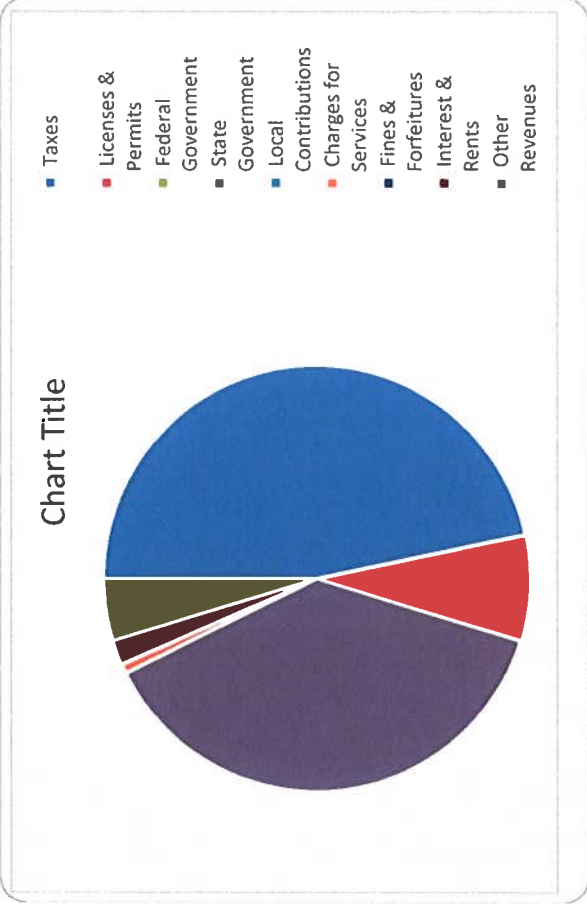


CITIZEN'S GUIDE TO LOCAL UNIT FINANCES - Monroe Charter Township (58-1120)

REVENUES


1. Where our money comes from (all governmental funds)



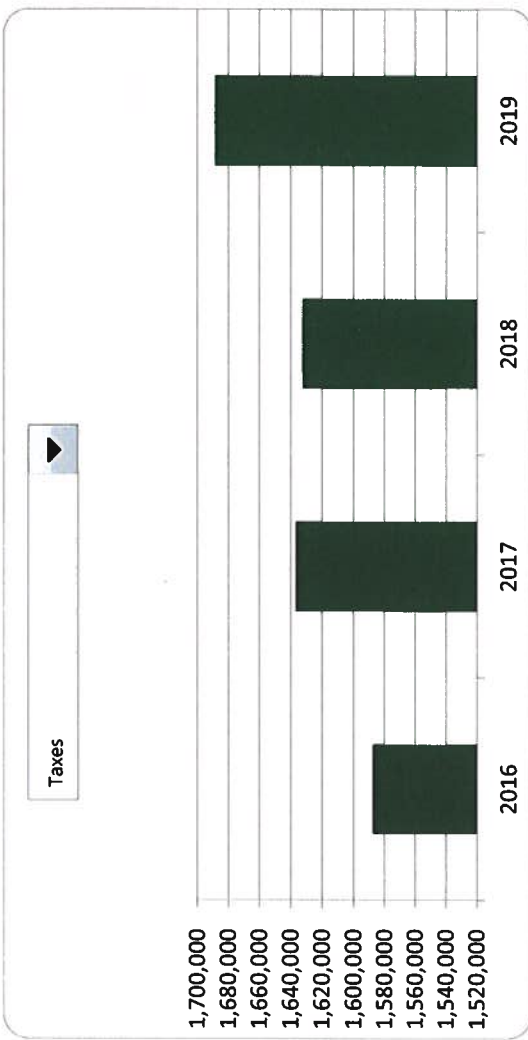
2. Compared to the prior year

	2018	2019	% change
Taxes	\$1,632,109	\$ 1,688,478	3.45%
Licenses & Permits	\$251,643	\$ 287,749	14.35%
Federal Government	\$1,843	\$ 2,112	14.60%
State Government	\$1,327,842	\$ 1,370,890	3.24%
Local Contributions	\$0	\$ -	N/A
Charges for Services	\$33,294	\$ 25,853	-22.35%
Fines & Forfeitures	\$808	\$ 1,642	103.22%
Interest & Rents	\$46,998	\$ 68,911	46.63%
Other Revenues	\$191,544	\$ 169,794	-11.36%
Total Revenues	\$3,486,081	\$ 3,615,429	3.71%

3. Revenue sources per capita - compared to the prior year



4. Historical trends of individual sources



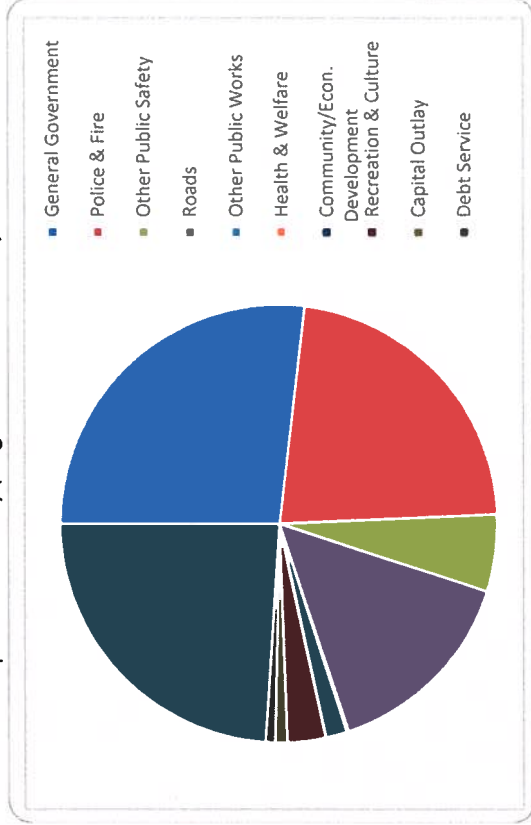
Commentary:

For more information on our unit's finances, contact Christina Smith at (734) 241-6574.

CITIZEN'S GUIDE TO LOCAL UNIT FINANCES - Monroe Charter Township (58-1120)

EXPENDITURES

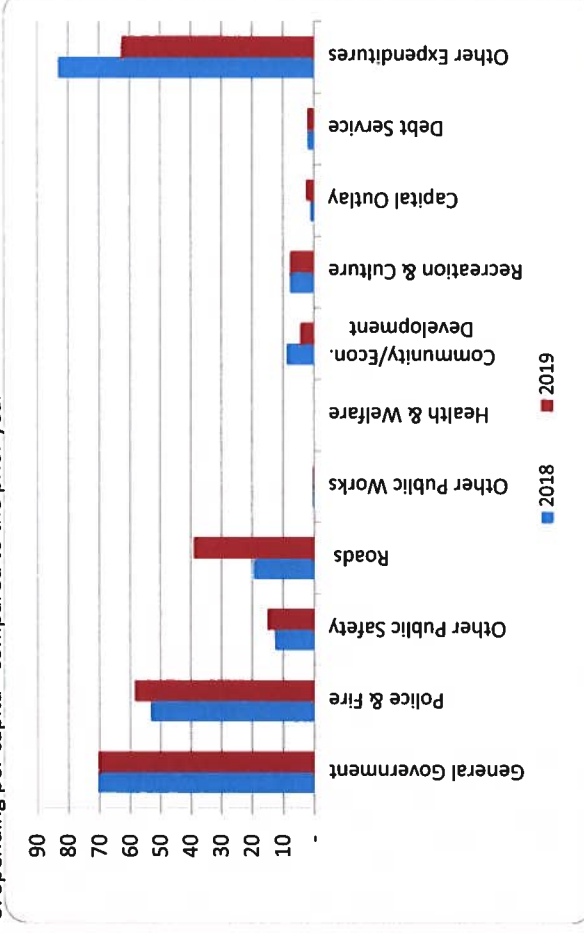
1. Where we spend our money (all governmental funds)



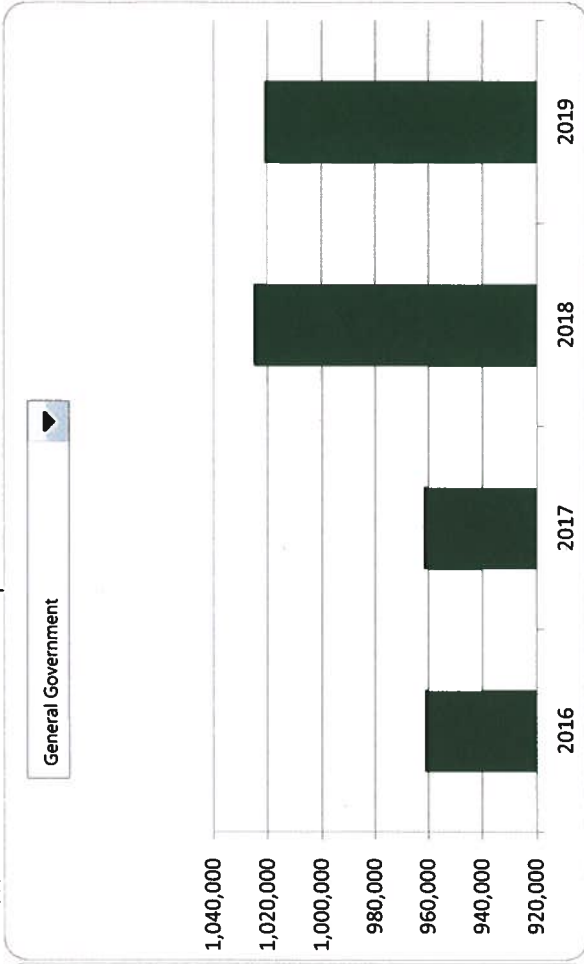
2. Compared to the prior year

	2018	2019	% change
General Government	\$ 1,024,780	\$ 1,020,854	-0.38%
Police & Fire	\$ 771,142	\$ 850,127	10.24%
Other Public Safety	\$ 182,350	\$ 216,639	18.80%
Roads	\$ 281,582	\$ 563,624	100.16%
Other Public Works	\$ 5,494	\$ 5,158	-6.12%
Health & Welfare	\$ -	\$ -	N/A
Community/Econ. Development	\$ 125,055	\$ 61,228	-51.04%
Recreation & Culture	\$ 111,696	\$ 108,037	-3.28%
Capital Outlay	\$ 15,004	\$ 33,770	125.07%
Debt Service	\$ 29,121	\$ 28,127	-3.41%
Other Expenditures	\$ 1,207,818	\$ 908,376	-24.79%
Total Expenditures	\$ 3,754,042	\$ 3,795,940	1.12%

3. Spending per capita - compared to the prior year



4. Historical trends of individual departments:



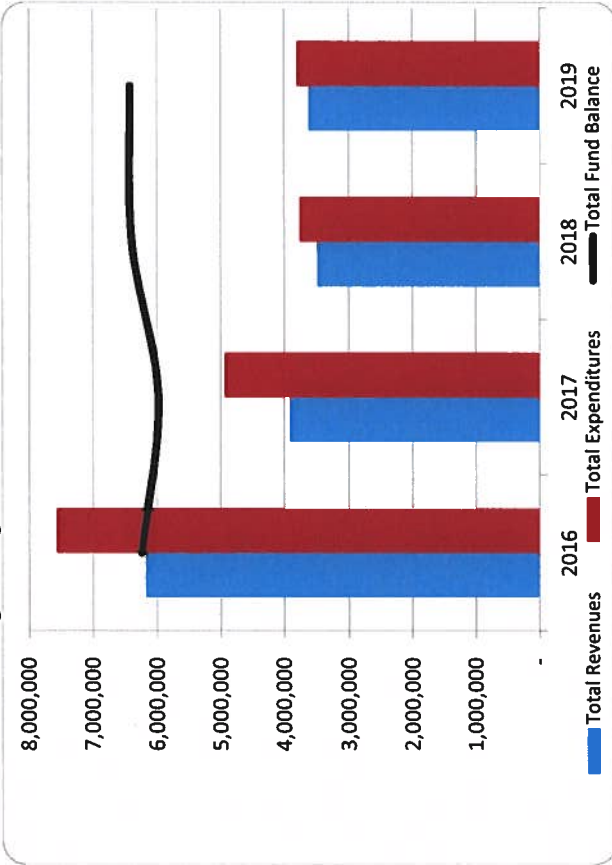
Commentary:

For more information on our unit's finances, contact Christina Smith at (734) 241-6574.

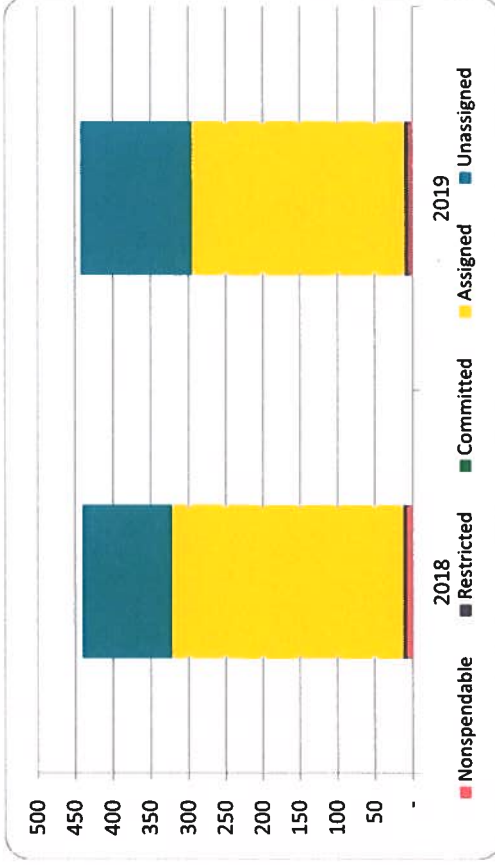
CITIZEN'S GUIDE TO LOCAL UNIT FINANCES - Monroe Charter Township [58-1120]

FINANCIAL POSITION

1. How have we managed our governmental fund resources (fund balance)?



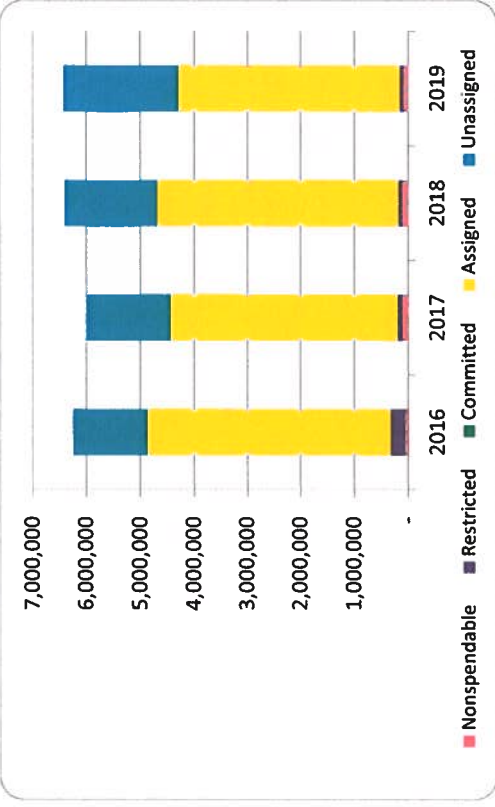
3. Fund balance per capita - compared to the prior year



2. Compared to the prior year

	2018	2019	% change
Revenue	3,486,081	3,615,429	3.71%
Expenditures	3,754,042	3,795,940	1.12%
Surplus (shortfall)	(267,961)	(180,511)	-32.64%
Fund balance, by component:			
Nonspendable	112,987	86,223	-23.69%
Restricted	65,750	63,841	-2.90%
Committed	-	-	N/A
Assigned	4,500,516	4,140,857	-7.99%
Unassigned	1,715,881	2,130,718	24.18%
total fund balance	111,696	108,037	-3.28%

4. Historical trends of individual components



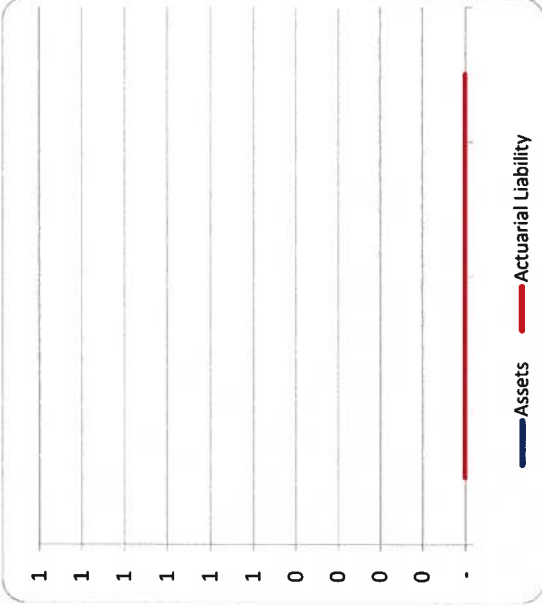
Commentary:

For more information on our unit's finances, contact Christina Smith at (734) 241-6574.

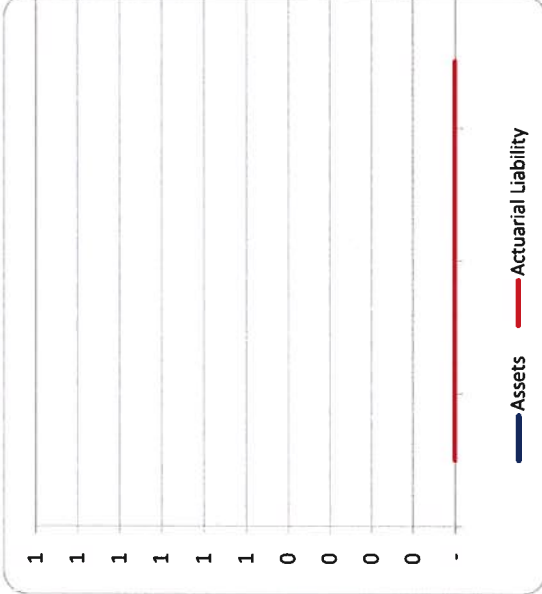
CITIZEN'S GUIDE TO LOCAL UNIT FINANCES - Monroe Charter Township (58-1120)

OTHER LONG TERM OBLIGATIONS

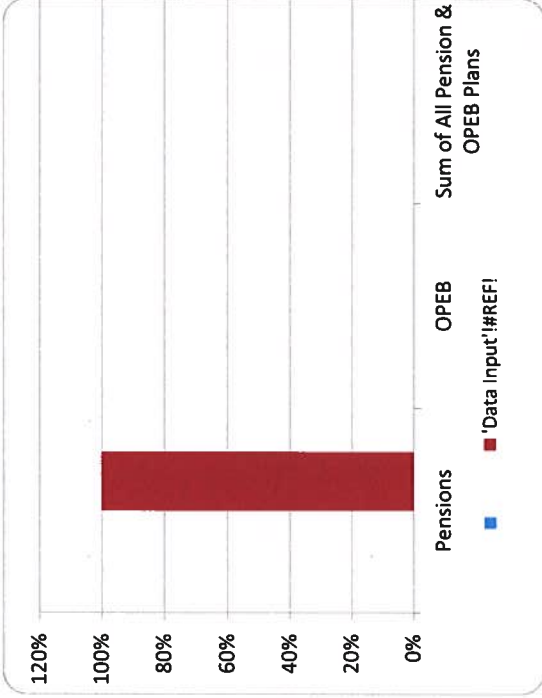
1. Pension funding status



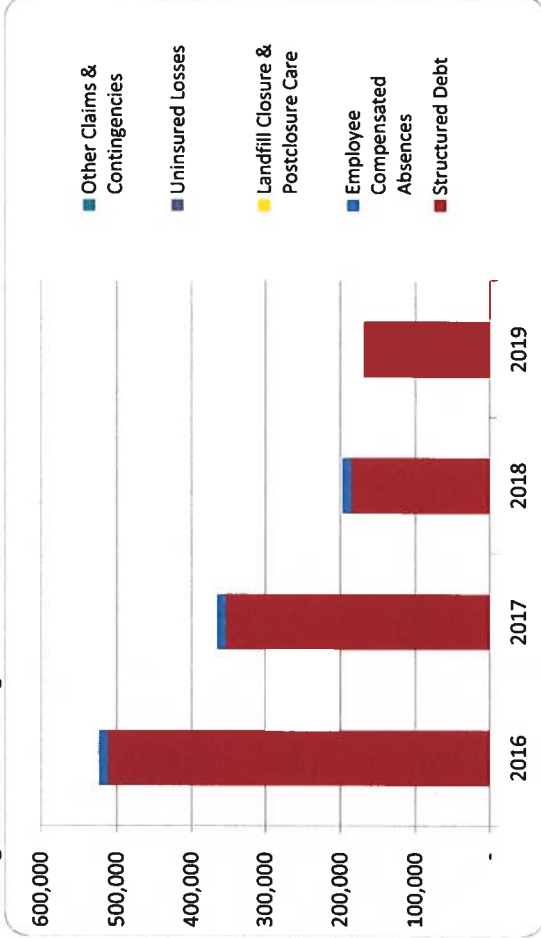
2. Retiree Health care funding status



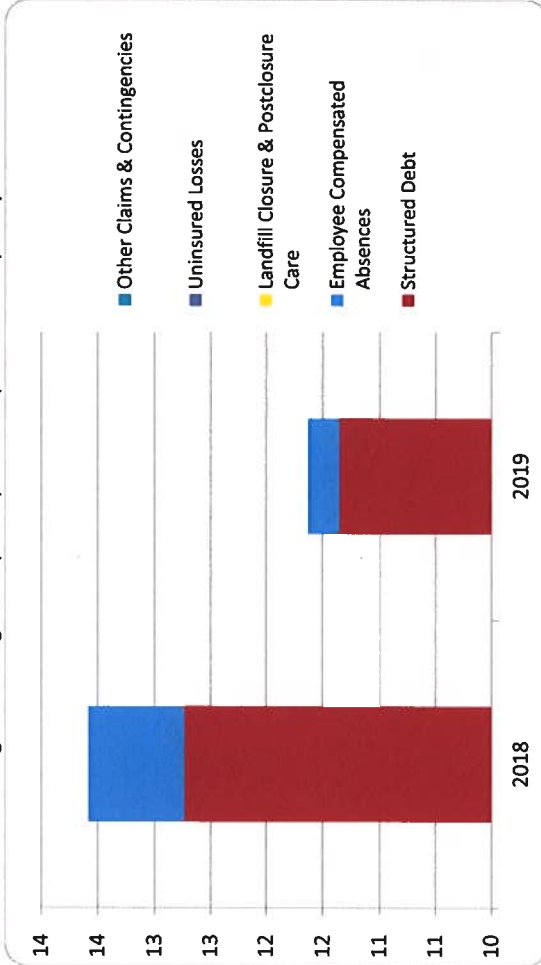
3. Percent funded - compared to the prior year



4. Long Term Debt obligations:



5. Debt & other long term obligations per capita - compared to the prior year



Commentary: Monroe Charter Township does not have any unfunded pensions or unfunded OPEB.

For more information on our unit's finances, contact Christina Smith at (734) 241-6574.