


**CITIZEN'S GUIDE TO LOCAL UNIT FINANCES - Monroe Charter Township (58-1120)**

**REVENUES**

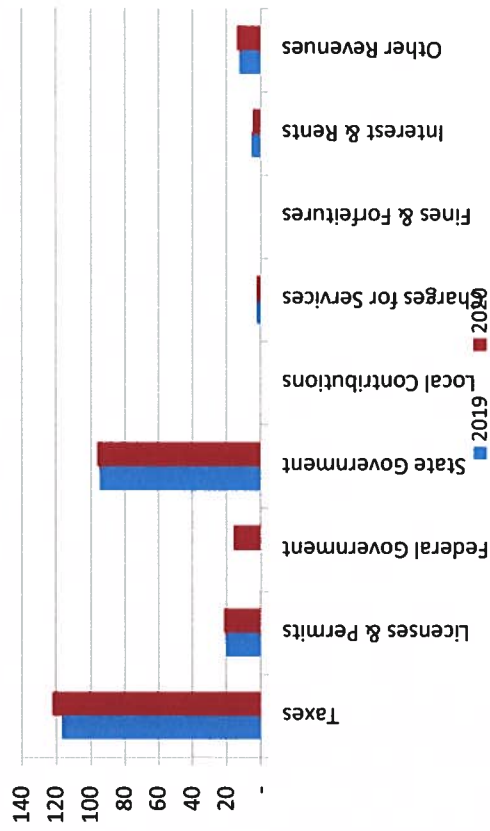
1. Where our money comes from (all governmental funds)



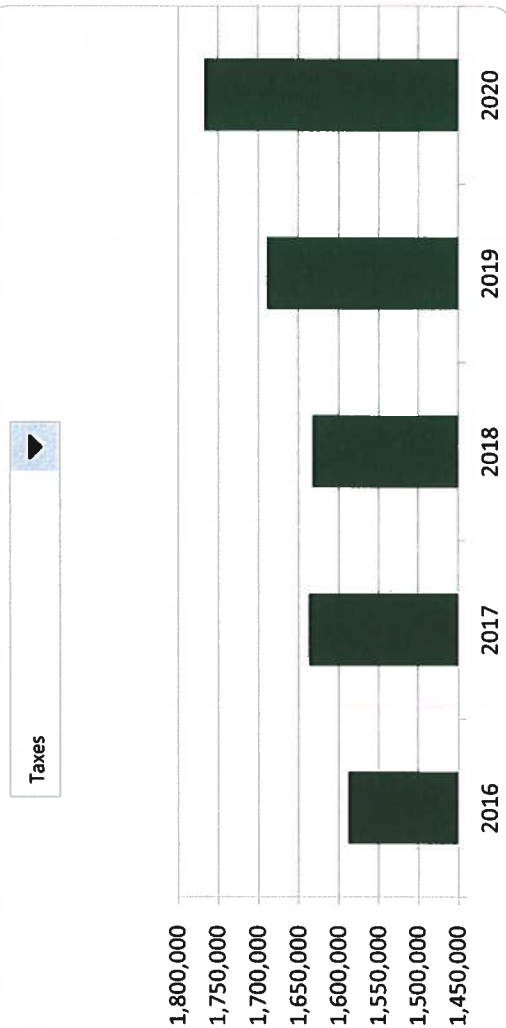
2. Compared to the prior year

	2019	2020	% change
Taxes	\$ 1,688,478	\$ 1,766,333	4.61%
Licenses & Permits	287,749	301,517	4.78%
Federal Government	2,112	223,163	10466.43%
State Government	1,370,890	1,389,159	1.33%
Local Contributions	-	-	N/A
Charges for Services	25,853	22,645	-12.41%
Fines & Forfeitures	1,642	260	-84.17%
Interest & Rents	68,911	55,390	-19.62%
Other Revenues	169,794	192,378	13.30%
<b>Total Revenues</b>	<b>\$ 3,615,429</b>	<b>\$ 3,950,845</b>	<b>9.28%</b>

3. Revenue sources per capita - compared to the prior year



4. Historical trends of individual sources



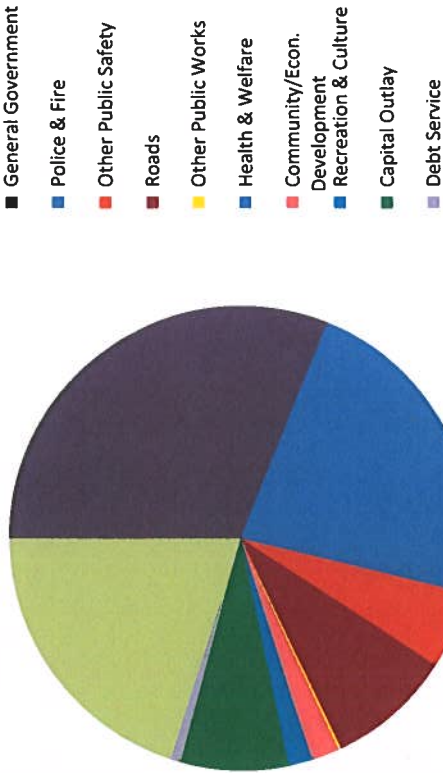
Commentary:

For more information on our unit's finances, contact Christina Smith at (734) 241-6574.

**CITIZEN'S GUIDE TO LOCAL UNIT FINANCES - Monroe Charter Township (58-1120)**

**EXPENDITURES**

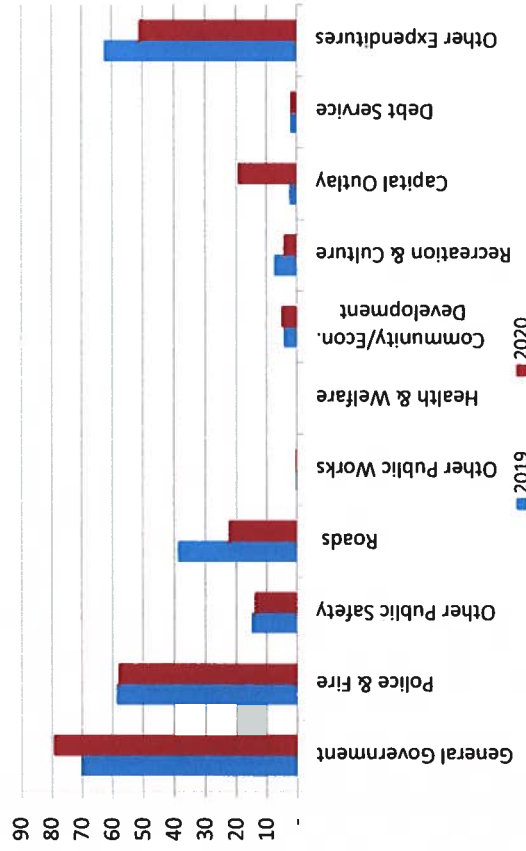
1. Where we spend our money (all governmental funds)



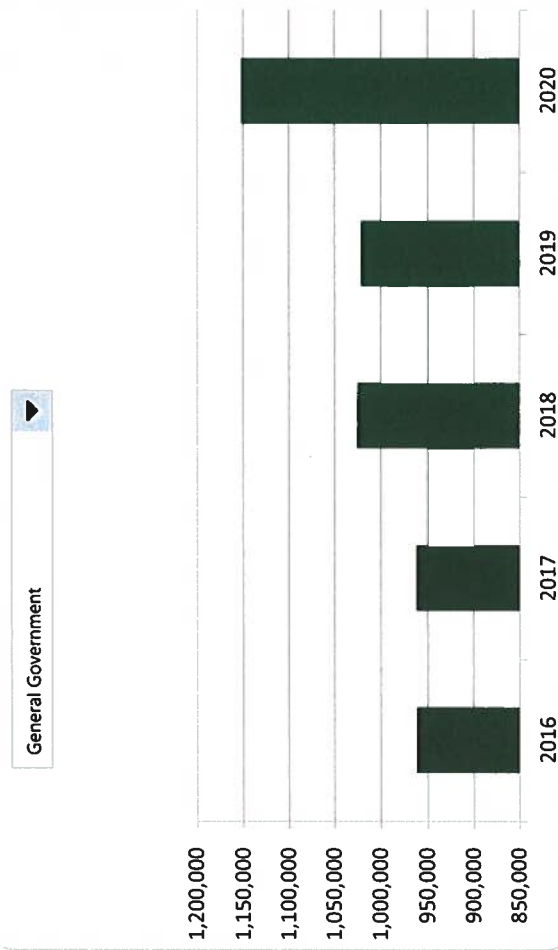
2. Compared to the prior year

	2019	2020	% change
General Government	\$ 1,020,854	\$ 1,151,548	12.80%
Police & Fire	850,127	840,291	-1.16%
Other Public Safety	216,639	200,950	-7.24%
Roads	563,624	325,637	-42.22%
Other Public Works	5,158	6,537	26.74%
Health & Welfare	-	-	N/A
Community/Econ. Development	61,228	71,014	15.98%
Recreation & Culture	108,037	60,424	-44.07%
Capital Outlay	33,770	279,955	729.01%
Debt Service	28,127	27,175	-3.38%
Other Expenditures	908,376	741,213	-18.40%
<b>Total Expenditures</b>	<b>\$ 3,795,940</b>	<b>\$ 3,704,744</b>	<b>-2.40%</b>

3. Spending per capita - compared to the prior year



4. Historical trends of individual departments:



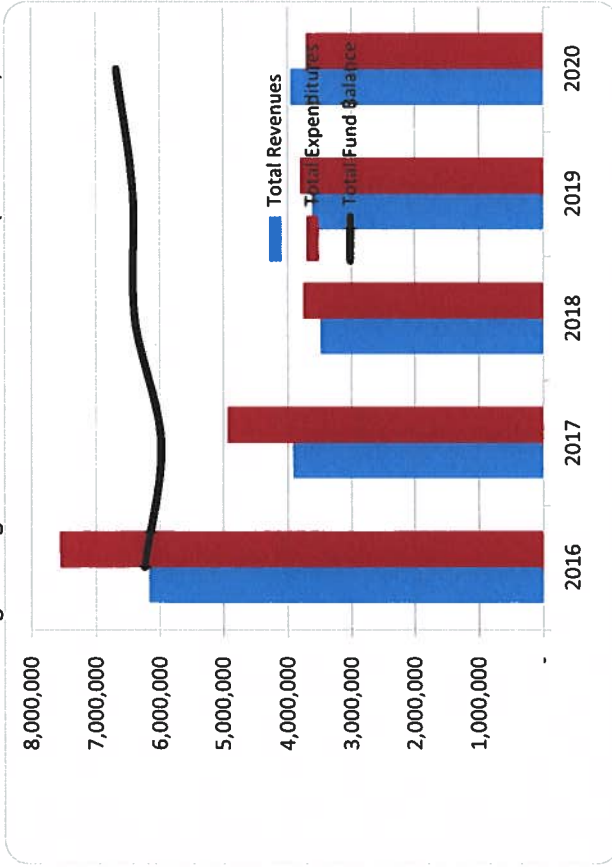
Commentary:

For more information on our unit's finances, contact Christina Smith at (734) 241-6574.

**CITIZEN'S GUIDE TO LOCAL UNIT FINANCES - Monroe Charter Township (58-1120)**

**FINANCIAL POSITION**

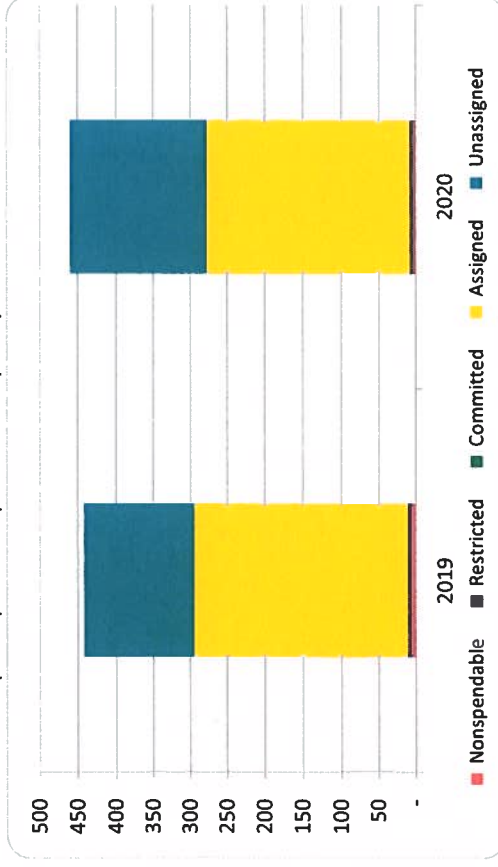
1. How have we managed our governmental fund resources (fund balance)?



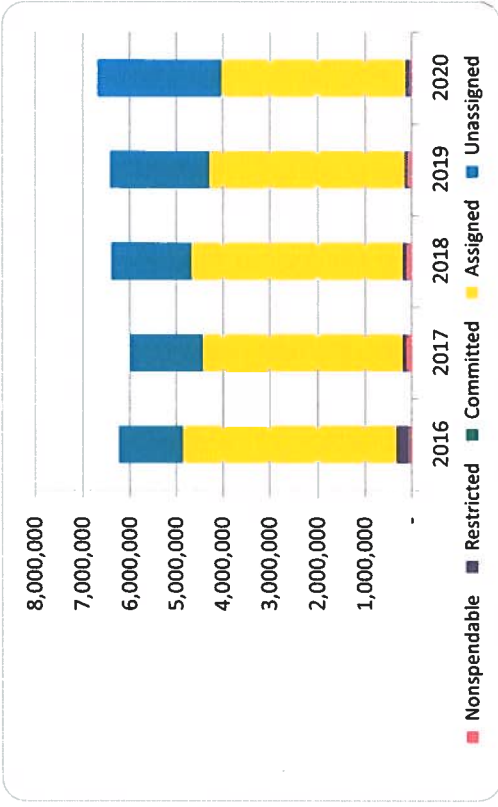
2. Compared to the prior year

	2019	2020	% change
Revenue	3,615,429	3,950,845	9.28%
Expenditures	3,795,940	3,704,744	-2.40%
Surplus (shortfall)	(180,511)	246,101	-236.34%
Fund balance, by component:			
Nonspendable	86,223	61,988	-28.11%
Restricted	63,841	56,024	-12.24%
Committed	-	-	N/A
Assigned	4,140,857	3,918,464	-5.37%
Unassigned	2,130,718	2,645,244	24.15%
total fund balance	6,421,639	6,681,720	4.05%

3. Fund balance per capita - compared to the prior year



4. Historical trends of individual components



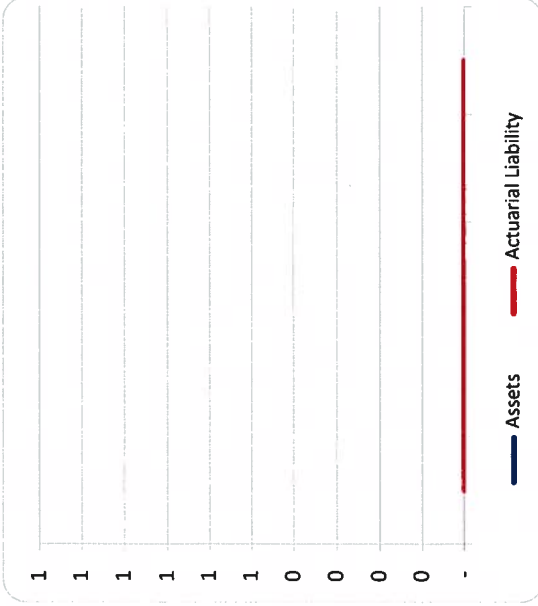
Commentary:

For more information on our unit's finances, contact Christina Smith at (734) 241-6574.

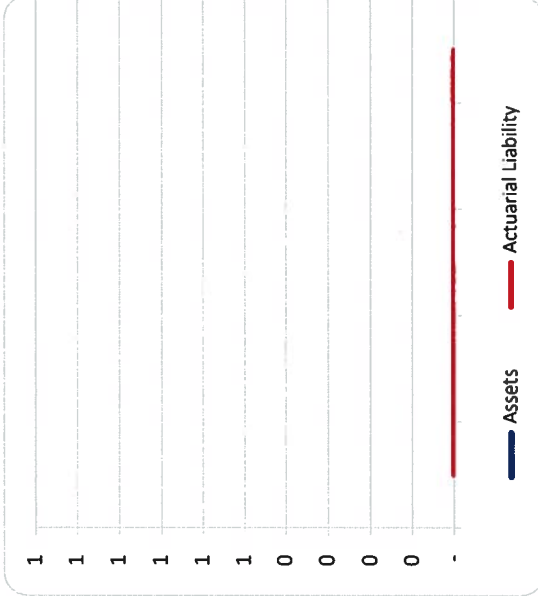
**CITIZEN'S GUIDE TO LOCAL UNIT FINANCES - Monroe Charter Township (58-1120)**

**OTHER LONG TERM OBLIGATIONS**


1. Pension funding status



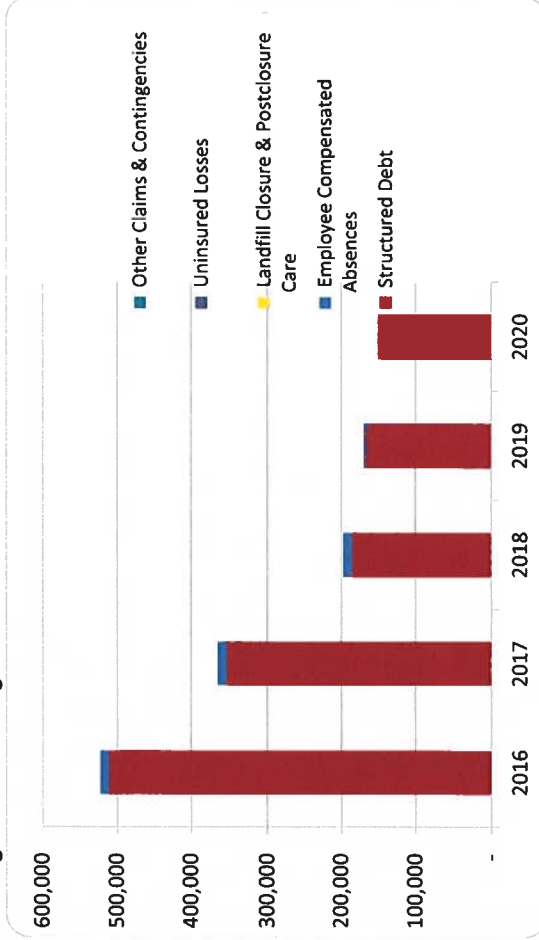
2. Retiree Health care funding status



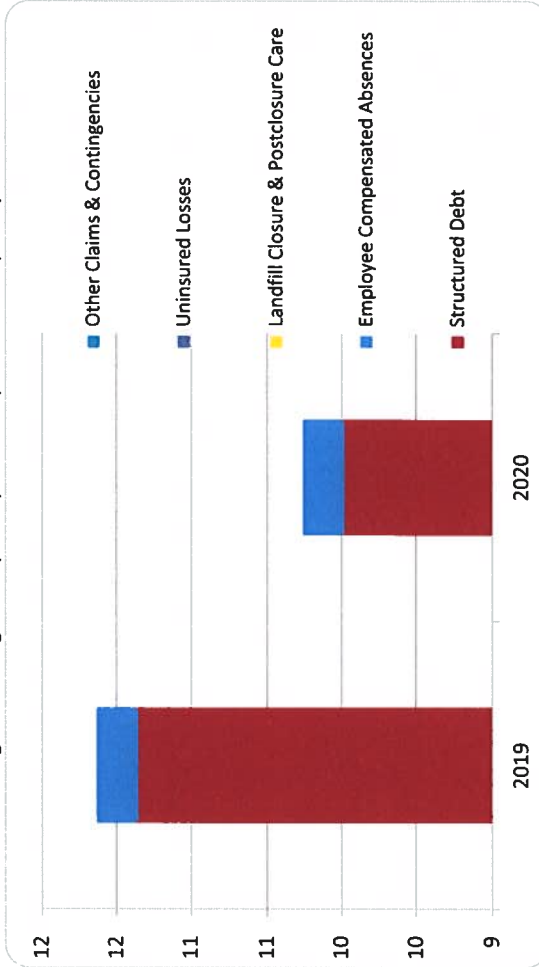
3. Percent funded - compared to the prior year



4. Long Term Debt obligations:



5. Debt & other long term obligations per capita - compared to the prior year



Commentary: Monroe Charter Township does not have any unfunded pensions or unfunded OPEB.

For more information on our unit's finances, contact Christina Smith at (734) 241-6574.